



# Training Videos

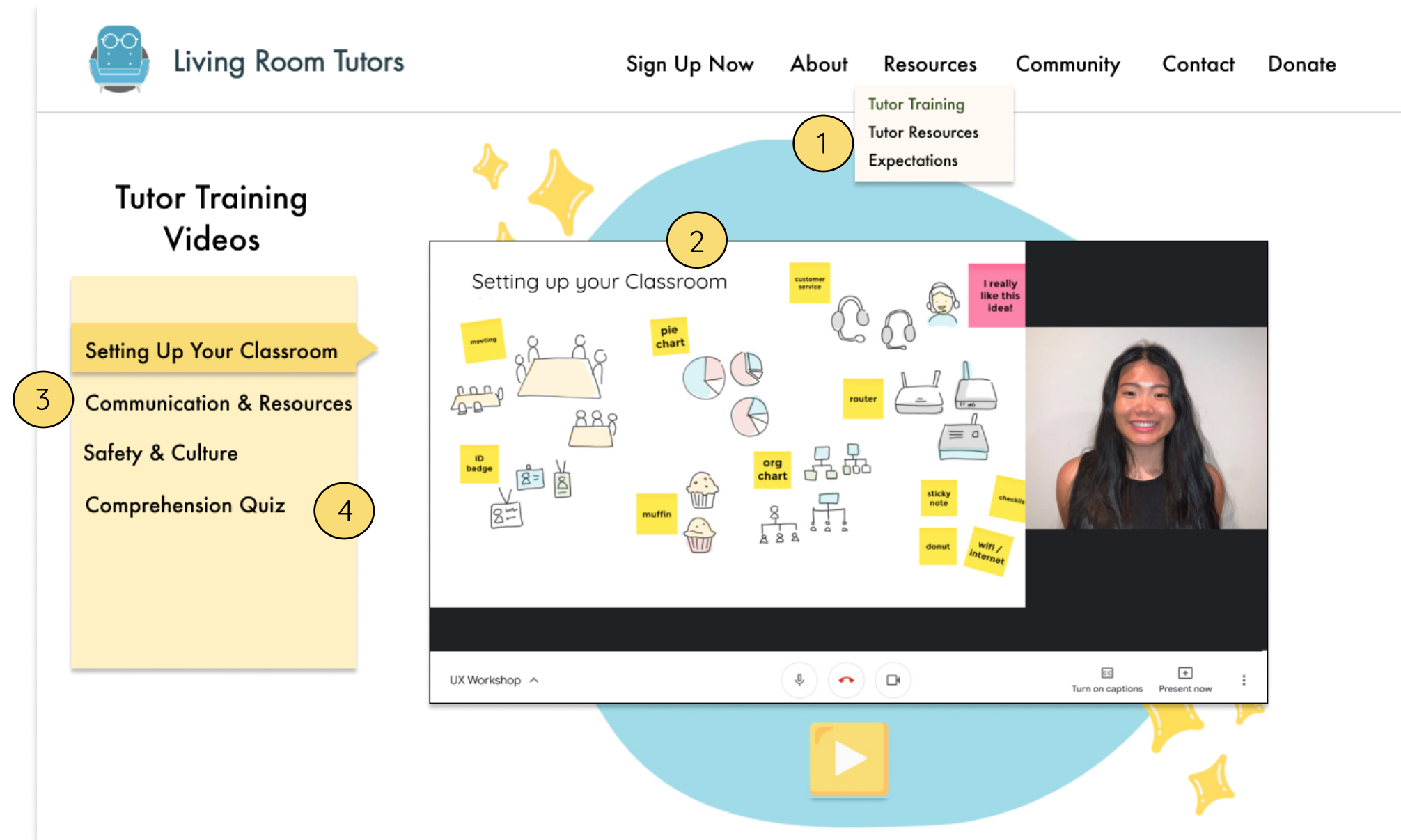
## Touchpoint: Onboarding

### Goal:

Provide welcoming & comprehensive videos created by experienced LRT volunteers. These videos serve as a succinct reference for incoming tutors to view with a brief quiz to ensure retainment of content


### Rationale:

To instill **confidence** and **consistency** among tutoring sessions. These videos consolidate the previous training modules into an easy to digest onboarding series that will help incoming, new tutors feel confident in setting up their first virtual session.



## ANNOTATIONS

- 1 Resources Navigation  
Tutors going through the onboarding process can access the Resources Navigation to view various tools, including the onboarding videos.
- 2 Training Video Screen  
Video segments that walk through the tutoring process recorded by Living Room Tutors volunteers who have experience. Here is where experienced tutors can provide tips for those that are starting off for their first time.
- 3 Training Video Side Navigation  
Side navigation displays the four different video segments onboarding tutors view before setting up their first session. The video sessions include "Setting Up Your Classroom", "Communications & Resources", and "Safety & Culture"
- 4 Comprehnsion Quiz  
A multiple choice quiz that encompasses core material from the training videos



# Introductory Video

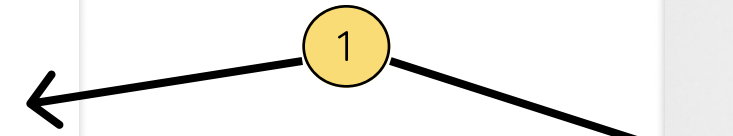
## Touchpoint: Onboarding

### Goal:

Onboarding tutors submit a 1 minute video introducing themselves to their tutee before their initial session.

### Rationale:

Introduction is key in bridging a new connection and welcoming the tutee. This video will also provide additional screen practice and comfort for the tutors.




# ANNOTATIONS

1

## Video Recording Device

Using whatever recording platform they prefer, onboarding tutors film a quick introductory video to break the ice before the first session.



# Safety & Protocols

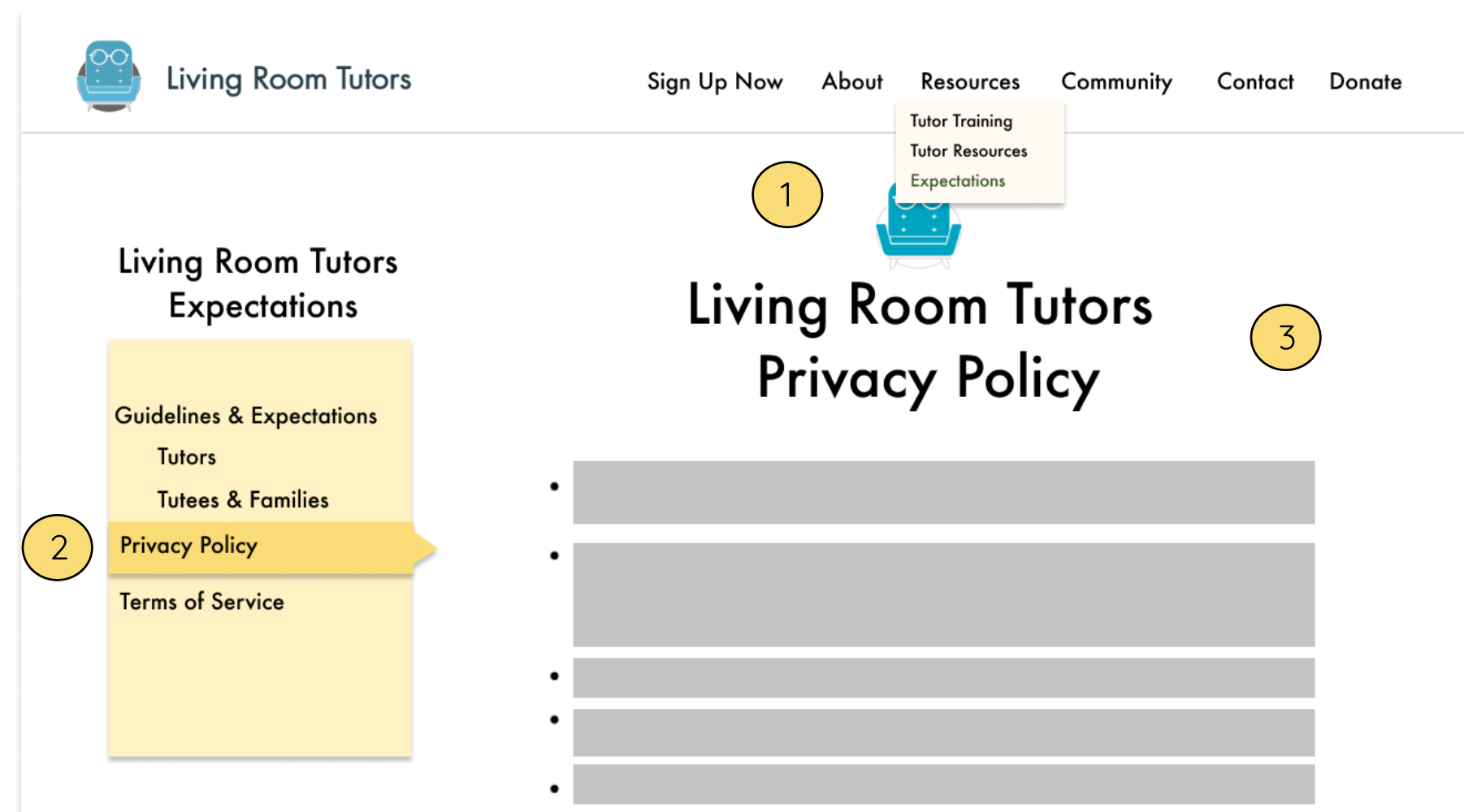
## Touchpoint: Tutoring

### Goal:

Accessible and concise terms, conditions, and policies that are publicly available to view.

### Rationale:

Parents, tutors and tutees all need to be on the same page with expectations and procedures that are demonstrated through Living Room Tutors. These pages would highlight the key processes involved in participating.



## ANNOTATIONS

1

### Resources Navigation

To navigate to the Expectations, privacy policy, and guidelines page, users access the Resources navigation dropdown and

2

### Expectations Side Navigation

Side navigation that can be accessed through the resources header navigation. Pages include LRT's expectations for tutors, parents and tutees, privacy policy, and terms of service when using LRT.

3

### Content Page

Easily accessible content page that can be easily accessed through the website to clarify process and procedures.